

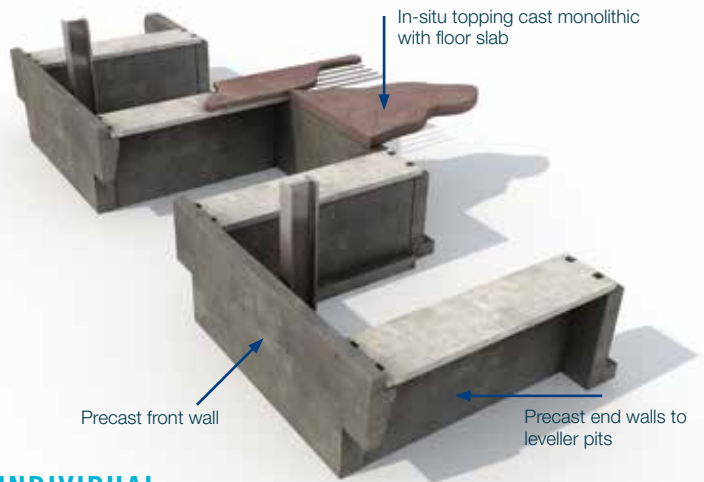
DOCK LEVELLER PIT SYSTEMS



When constructing a loading dock area, efficiency, durability and safety are all essential requirements.

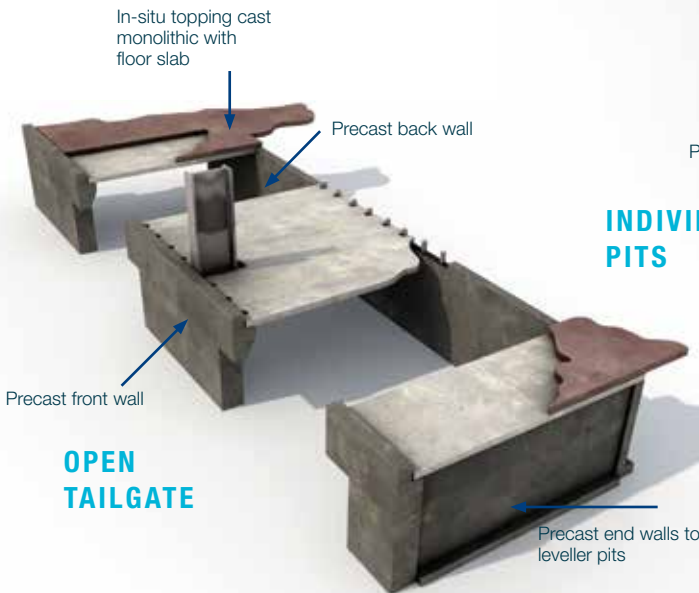
A loading dock area fitted with FP McCann's precast concrete dock leveller pits can facilitate the process of turning delivery vehicles around in a fraction of the time compared to other loading methods. With such a large variation in transport available, loading docks must be ready to accommodate widely varying vehicle sizes. Dock leveller pits are designed to allow access onto vehicles whose heights vary from that of the loading dock or those that require the reach of a dock leveller to bridge the gap between loading dock and the vehicle floor.

FP McCann's dock leveller pits offer a high quality and durable precast system to meet your specific requirements.

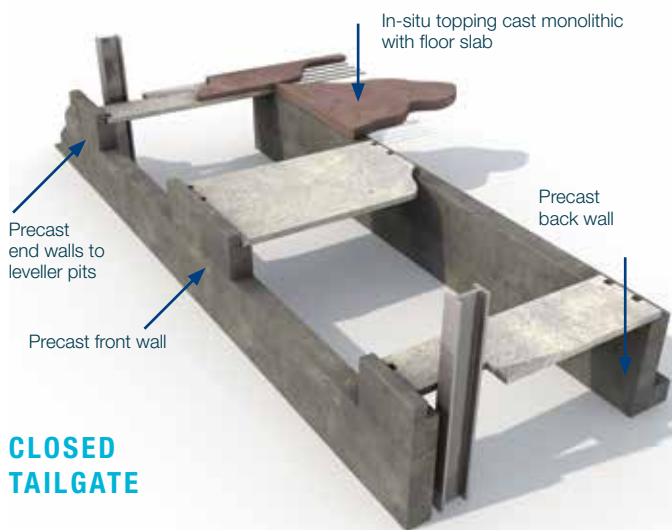


INDIVIDUAL PITS

Both Open and Closed Tailgate options can be supplied as individual dock leveller pits.



OPEN TAILGATE



CLOSED TAILGATE



PROWALL

Prowall walling system is designed in reinforced precast concrete and fully insulated to meet current regulations.

The panels span between, either single or double dock pits which ensure a rapid on-site erection programme, eliminating the requirement for the more traditional areas of cladding and steel posts/rails. The panels will provide support for door tracks internally and dock shelters externally, if required. Prowall panels are available with a standard steel mould finish externally and a power float finish internally.



SERVICE YARD RETAINING WALLS

A service yard retaining wall is a bespoke, free standing precast cantilever wall that will be detailed to suit any ramp profile. The wall will be bedded by our own erection team onto a blinding formation that has been prepared by the main contractor.



THE INFILL KIT SYSTEM

FP McCann's infill kit system facilitates the current use of a building but can easily be adjusted to suit any potential future loading requirements. This system comprises of inverted T walls and cover slabs which are used in lieu of dock levellers.

For further details, please contact our Dock Levellers team at Weston Underwood.

- Outer inverted T walls
- Intermediate cover slabs

