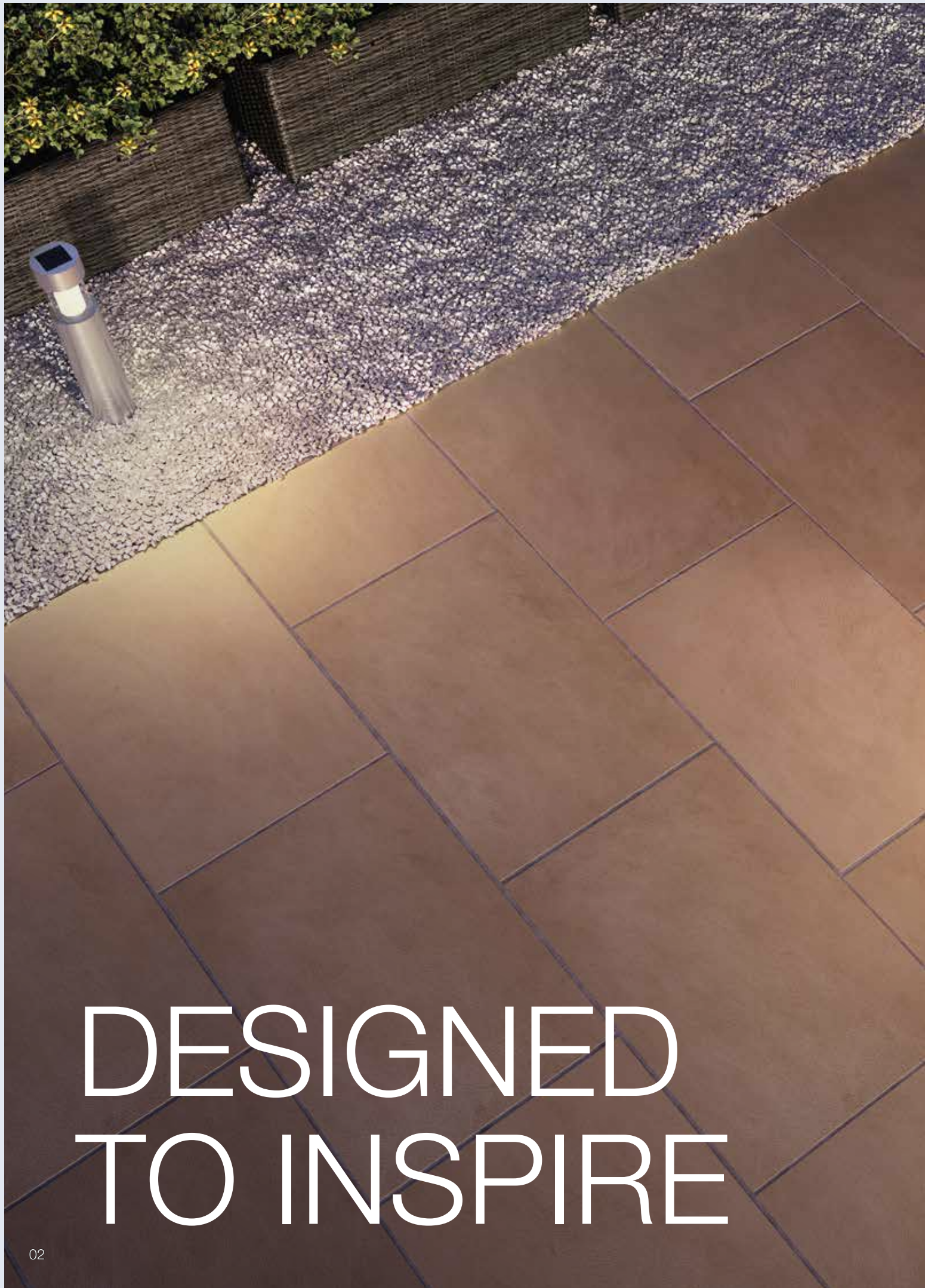




# LIFESTYLE LANDSCAPING

NATURAL SANDSTONE & PORCELAIN

PRODUCT GUIDE



# DESIGNED TO INSPIRE

**FP McCann is proud to introduce our new paving ranges, which are meticulously crafted to inspire and elevate outdoor spaces.**

Our new paving options are versatile, catering to a wide range of design preferences and outdoor needs. Whether it's a sleek modern patio or a timeless garden hideaway, we have the perfect solution to bring your vision to life.

As with all FP McCann products, these new paving ranges offer the assurance of quality that only a company with a rich heritage can offer. With decades of experience delivering superior products to the construction industry, FP McCann has built a reputation for reliability and consistency.

Our commitment to excellence ensures that each paving stone is produced to the highest standards, offering durability and beauty that will stand the test of time.



ETHICALLY  
SOURCED  
MATERIALS



BES 6001  
ACCREDITED

## CONTENTS

### NATURAL SANDSTONE

Riven Indian Sandstone Paving	04
Sawn Indian Sandstone Paving	06

### PORCELAIN

Landscape Porcelain Paving	08
Essential Porcelain Paving	10

LAYING PATTERNS	12
-----------------	----

LAYING GUIDANCE	13
-----------------	----

ALSO AVAILABLE FROM FP MCCANN	14
-------------------------------	----

# INDIAN SANDSTONE

## RIVEN PAVING

### OVERVIEW

With its natural riven finish, Indian Sandstone offers a perfect blend of durability and affordability, making it an ideal choice for any residential paving.

Available in three natural colour variations and hand-cut for a rustic finish, this paving product not only adds charm to your space, but with slabs that are calibrated to a uniform thickness, it achieves faster, more efficient installation that also exceeds the technical standards set by British Standard BS 7533-101 Code of Practice for design and installation.


### AVAILABLE IN:



Grey Blend



Buff Blend



Brown Blend

### CUT SIZES:



900mm x 600mm



600mm x 600mm



600mm x 290mm



290mm x 290mm

### SINGLE SIZE PACK

Laid Sizes (LxWxD)	Units	Coverage	Weight	Colours
910mm x 610mm x 18mm	37	20.65m <sup>2</sup>	955 kg	All

### PROJECT PACK

Laid Sizes (LxWxD)	Units	Coverage	Weight	Colours
910mm x 610mm x 18mm	17	20.93m <sup>2</sup>	970 kg	All
610mm x 610mm x 18mm	17			
610mm x 300mm x 18mm	18			
300mm x 300mm x 18mm	19			

Note: Laid paving sizes include a pointing of 10mm between tiles.



Grey Blend



Buff Blend



Brown Blend

# INDIAN SANDSTONE

## SAWN PAVING

### OVERVIEW

The Indian Sandstone Sawn collection features responsibly sourced sandstone, ideal for bringing natural charm to your garden.

Due to its subtle scope of colour selection, this range offers a cool and varied palette once installed. Each tile is produced to an accurate tolerance for a modern aesthetic.

Available in a popular four-size project pack and options in three shades, Indian Sandstone Sawn is an excellent choice for those seeking the elegance of sawn stone at an affordable price.

### AVAILABLE IN:



Buff Blend




Brown Blend



Grey Blend

### CUT SIZES:



905mm x 600mm



600mm x 600mm



600mm x 295mm



295mm x 295mm

### SINGLE SIZE PACK

Laid Sizes (LxWxD)	Units	Coverage	Weight	Colours
915mm x 610mm x 18mm	37	20.65m <sup>2</sup>	955 kg	All


### PROJECT PACK

Laid Sizes (LxWxD)	Units	Coverage	Weight	Colours
915mm x 610mm x 18mm	17	20.93m <sup>2</sup>	970 kg	All
610mm x 610mm x 18mm	17			
610mm x 305mm x 18mm	18			
305mm x 305mm x 18mm	19			


Note: Laid paving sizes include a pointing of 10mm between tiles.



Buff Blend



Brown Blend



Grey Blend

# LANDSCAPE PORCELAIN

## 20MM PAVING

### OVERVIEW

Seamlessly connect your indoor and outdoor spaces with FP McCann's 20mm Landscape Porcelain Paving.

Featuring a smooth, flat surface, this porcelain tile requires minimal maintenance and is versatile enough for both interior and exterior use.

The Landscape Porcelain Paving range comes in four contemporary colours, each with subtle tonal variations that add a modern and distinctive look to your space.



### AVAILABLE IN:



Ivory



Cream



Grey



Black Slate

### ACTUAL SIZE:




900mm x 600mm


### SINGLE SIZE PACK

Laid Size (LxWxD)	Units	Coverage	Weight	Colours
910mm x 610mm x 20mm	40	22.20m <sup>2</sup>	1015 kg	All


Note: Laid paving sizes include a pointing of 10mm between tiles.



Black Slate



Grey



Ivory

# ESSENTIAL PORCELAIN

## 16MM PAVING

### OVERVIEW

Offering the same smooth, flat surface and low-maintenance benefits as our Landscape Porcelain range, the 16mm range is more affordable without compromising on quality.

The Essential Porcelain Paving collection is available in four contemporary colours, each featuring subtle tonal variations that bring a modern and distinctive touch to any space.




### AVAILABLE IN:



Pearl



Beige



Grey



Onyx Black

### ACTUAL SIZE:



900mm x 600mm


### SINGLE SIZE PACK

Laid Size (LxWxD)	Units	Coverage	Weight	Colours
910mm x 610mm x 16mm	50	27.76m <sup>2</sup>	1015 kg	All


Note: Laid paving sizes include a pointing of 10mm between tiles.



Grey



Onyx Black

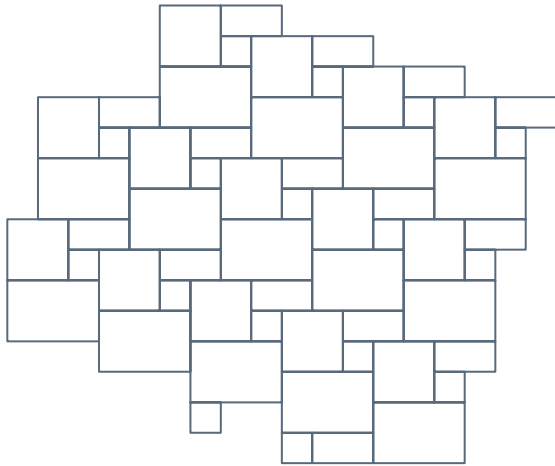


Pearl

# LAYING PATTERNS

---

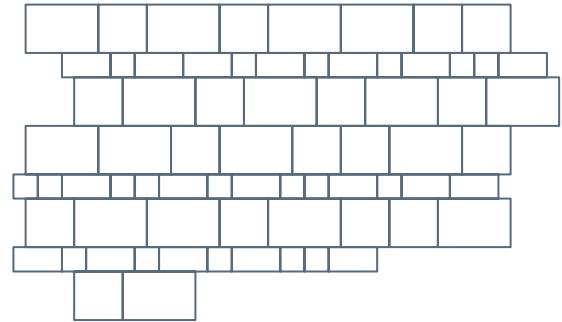
PATTERN A



**SUITABLE FOR:**

- Natural Sandstone - Riven Paving
- Natural Sandstone - Sawn Paving

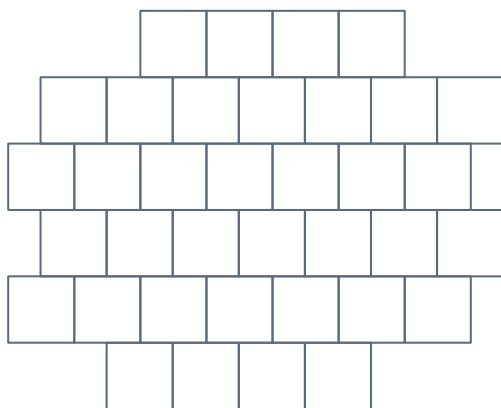
PATTERN B



**SUITABLE FOR:**

- Natural Sandstone - Riven Paving
- Natural Sandstone - Sawn Paving

PATTERN C



**SUITABLE FOR:**

- Natural Sandstone - Riven Paving
- Natural Sandstone - Sawn Paving
- Landscape Porcelain - 20mm Paving
- Essential Porcelain - 16mm Paving

## IMPORTANT GUIDANCE TO CONSIDER WHEN LAYING SANDSTONE OR PORCELAIN PAVING SLABS

Laying sandstone or porcelain paving slabs requires careful preparation and execution to ensure a durable and aesthetically pleasing result.

Below is a detailed guide for both types of paving:

### PLANNING AND DESIGN

**Survey the Area:** Measure and mark out the area to be paved. Plan the layout, considering patterns, spacing, and any cuts needed.

**Check Drainage:** Ensure proper drainage to avoid water pooling. The area should have a slight slope away from structures.

### PREPARATION

**Remove Old Paving:** Clear the area of any existing paving, debris, or vegetation.

**Excavate the Area:** Dig to a depth accommodating the base material and paving slabs (typically 150-200mm).

**Add a Sub-base:** Lay and compact a layer of sub-base material such as crushed stone or gravel for a stable foundation.

### BASE AND BEDDING

**Bedding for Sandstone:** Use sharp sand for sandstone slabs, laid to 30-50mm depth. Level and compact it.

**Mortar Bedding for Porcelain and Sandstone:** FP McCann Paving Bedding Mortar is a fine bedding mortar specifically formulated to provide exceptional performance with all types of paving applied to a depth of about 10-20mm. Ensure it's level and well-compacted.

### LAYING THE PAVING SLABS

To ensure that your paving bonds well to your bedding mortar, use FP McCann Priming Slurry or an equivalent product on the back of your slabs. This polymer-modified bonding mortar and slurry primer is specifically formulated to provide an exceptional bond between all types of stone, concrete, and porcelain paving and the FP McCann Paving Bedding Mortar.

**Start Position:** Begin laying from one corner or edge, working systematically.

**Place and Press:** Set each slab into the base, pressing down firmly.

**Check Alignment:** Regularly check that each slab is level and aligned correctly.

**Maintain Consistent Gaps:** Leave a gap between slabs - typically 10mm for sandstone paving and 10mm for porcelain mortar.

### CUTTING AND FITTING

**Cutting Slabs:** For porcelain, use a masonry saw or angle grinder, and for sandstone, a chisel or diamond blade. Ensure cuts are clean and accurate.

**Fitting:** Test-fit cuts before securing to ensure a proper fit.

### JOINTING

**Sand Jointing (Sandstone):** Brush dry jointing sand into the gaps. Compact the sand with a broom or plate compactor.

**Mortar Jointing (Porcelain):** Apply FP McCann Paving Grout or an alternative mortar mix to fill the joints. Smooth and clean off any excess mortar before it sets.

### FINISHING TOUCHES

**Clean the Surface:** Remove any excess mortar or sand. For porcelain, use a mild cleaner to avoid damaging the surface. For sandstone, a soft brush and water are usually sufficient.

**Seal the Paving:** This is optional but recommended. Use a sealant appropriate for the material to enhance durability and appearance.

### MAINTENANCE

**Regular Cleaning:** Sweep and wash the surface regularly. Avoid harsh chemicals.

**Inspect for Damage:** Check for any shifting or damage and address issues promptly to maintain the integrity of the paving.

### ADDITIONAL CONSIDERATIONS

**Sandstone Considerations:** Sandstone can be porous and may need sealing to prevent staining and water absorption.

**Porcelain Considerations:** Porcelain is more resistant to staining and weathering but can be slippery when wet; choose a suitable slip-resistant surface if this is a concern.

Following these guidelines can help you achieve a high-quality finish, whether working with sandstone or porcelain paving slabs.

# NEED MORE FOR YOUR PROJECT?

## BAGGED RANGE

FP McCann offers a range of bagged products including mortar, concrete, and grout, to provide convenient, high-quality materials for your building needs.

### Complete your garden with our extensive domestic product range.

We offer a comprehensive range of reliable products that are built to last. Enjoy peace of mind knowing that your project has been finished using quality materials, crafted using cutting-edge, sustainable practices.

Our range offers solutions for any scale of project, guaranteeing durability, ease of installation, and excellent performance every time.

### Check out our newest range of Landscaping Tubbed Products.

Brush In Jointing Compound, Porcelain Brush In Grout and Two Part Epoxy Resin Grout are all part of our newest range of Landscaping Tubbed Products.



## FENCING

Our range of precast concrete fence posts offer a durable, long-lasting alternative to wooden posts. Easy to install, they provide a sturdy and attractive finish when paired with timber fencing panels.



## WALL COPINGS

Our precast wall copings offer an attractive, cost-effective finish, protecting walls from erosion and discolouration. They are available in Saddleback or Flat Top (standard finish only).



## DRAINAGE

With the versatility to meet project challenges head-on, our drainage systems can easily handle heavy-duty applications, detailed streetscape designs and conservation schemes.



## READY TO ORDER?

For more information on our bagged landscaping range, or to place an order scan the QR code or contact our team.



**ALAN CAMPBELL**  
NORTHERN IRELAND/ROI

t: 07540 275 767  
e: acampbell@fpmccann.co.uk

**BEN MCCAFFERTY**  
GREAT BRITAIN

t: 07811 453 580  
e: bmccafferty@fpmccann.co.uk



### LINTELS & PADSTONES

Our prestressed casting development system creates a smooth finish and consistent quality for safer handling. Our lintels and padstones meet British and Irish Standards, ensuring reliable, high-quality products.



### T-BEAM FLOORING

The T-Beam Flooring system features precast, prestressed concrete beams laid between walls, infilled with concrete blocks or polystyrene panels, offering a robust and efficient flooring solution.



### ROOFING

For roofing, we craft a range of machine-produced roof tiles in a variety of profiles and colours. This range offers a sustainable, high quality and cost-effective roofing solution for any project.



fpmccann

fpmccann.co.uk

**HEAD OFFICE**

3 Drumard Road,  
Knockloughrim,  
Magherafelt,  
BT45 8QA

**t:** 028 7964 2558  
**e:** sales@fpmccann.co.uk

**FOR NI/ROI ENQUIRIES:**

105 Nutfield Road,  
Slush Hill,  
Lisnaskea,  
BT92 0HP

**t:** 028 6772 1286  
**e:** sales@fpmccann.co.uk

**FOR GB ENQUIRIES:**

Brascote Lane,  
Cadeby,  
Leicestershire,  
CV13 0BB

**t:** 014 5529 0780  
**e:** sales@fpmccann.co.uk

**NOTE:** Technical values stated are in accordance with related testing standards. This natural product is determined by millennia of geological processes and therefore can be subject to natural variations.