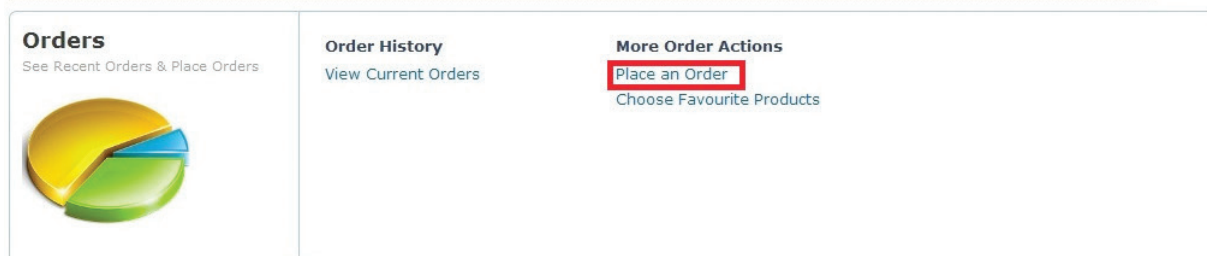


## Fencing Solutions

The fencing order has been designed to be simple to navigate and easy to use. Instructions are outlined below:

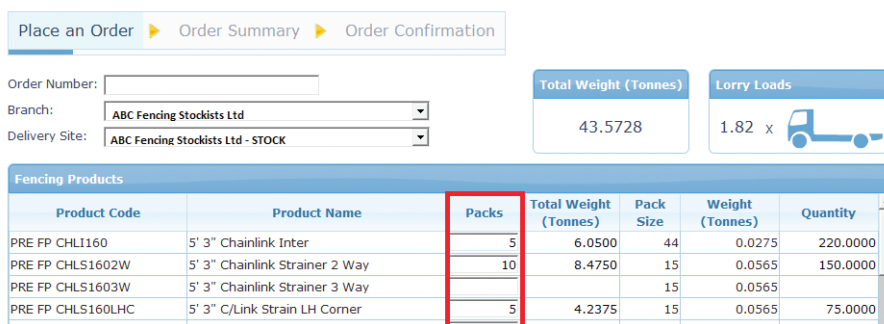
1. The email address and telephone number of the member of staff responsible for placing fencing orders should be sent to [fencingorders@fpmccann.co.uk](mailto:fencingorders@fpmccann.co.uk) to be registered.
2. Log in details consisting of a username & encrypted password will then be generated and sent via a secure email to the intended recipient.
3. The Fencing Portal can be accessed on the top menu of the company homepage [www.fpmccann.co.uk](http://www.fpmccann.co.uk).
4. Log onto <https://orders.fpmccann.co.uk/tradecustomerportal> with your username & password, you will then be taken to “Your Account” page.
5. Click on “Place an Order” tab to begin the order process.

### Your Account



6. Your order is compiled by selecting the “number of packs” for each product you wish to order.

### Place an Order



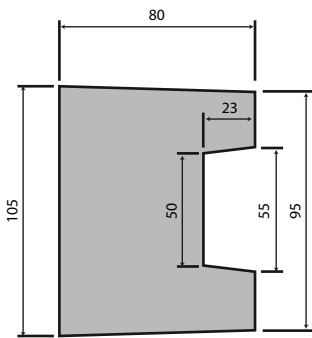
Product Code	Product Name	Packs	Total Weight (Tonnes)	Pack Size	Weight (Tonnes)	Quantity
PRE FP CHLI160	5' 3" Chainlink Inter	5	6.0500	44	0.0275	220.0000
PRE FP CHLS1602W	5' 3" Chainlink Strainer 2 Way	10	8.4750	15	0.0565	150.0000
PRE FP CHLS1603W	5' 3" Chainlink Strainer 3 Way			15	0.0565	
PRE FP CHLS160LHC	5' 3" C/Link Strain LH Corner	5	4.2375	15	0.0565	75.0000

7. An indicator will be provided to display how your order relates to the delivery load requirements.
8. Once the order is complete, simply click on the “Next” button.
9. On the order summary page, you have the opportunity to view and check your order. Should you wish to edit your order, simply click on the “Back” button.
10. When satisfied your order is correct, you are required to read and accept the company’s Conditions of Sale by ticking the appropriate box. Your order is then confirmed by clicking “Submit Order”.
11. You will then receive an order acknowledgement and full order summary by email.
12. Log out to end the process.
13. You will receive a follow up call from a member of our fencing team to discuss the logistics of your fencing order.

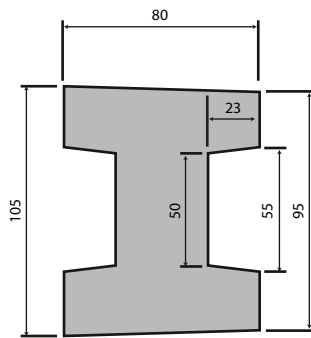
# Fenn-Lite™ technical data



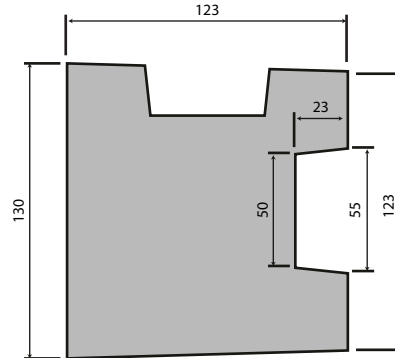
Sales and technical enquiries  
01455 290780  
fpmccann.co.uk/fencing



End Post



Intermediate Post



Corner Post

Product Code	Dimensions Metric	Dimensions Imperial	Number per Tonne	Number per Pack	Individual Weight in kg	Pack Weight inc. Packaging
<b>Slotted Posts - Intermediates</b>						
FPSLP150MW	1525	5'	45.45	40	22.0	920
FPSLP180MW	1830	6'	37.04	40	27.0	1120
FPSLP210MW	2135	7'	32.26	30	31.0	960
FPSLP240MW	2440	8'	28.57	30	35.0	1080
FPSLP275MW	2745	9'	25.00	30	40.0	1220
<b>Slotted Posts - Corners - Light Weight</b>						
FPSLPC150LW	1525	5'	28.74	6	34.8	218.8
FPSLPC180LW	1830	6'	23.62	6	42.3	260
FPSLPC210LW	2135	7'	20.41	6	49.0	300
FPSLPC240LW	2440	8'	16.95	6	59.0	360
FPSLPC275LW	2745	9'	15.23	6	65.7	400
<b>Slotted Posts - Ends</b>						
FPSLPE150MW	1525	5'	40.00	10	25.0	270
FPSLPE180MW	1830	6'	32.26	10	31.0	330
FPSLPE210MW	2135	7'	28.57	10	35.0	370
FPSLPE240MW	2440	8'	25.00	10	40.0	420
FPSLPE275MW	2745	9'	22.22	10	45.0	470
<b>Gravel Boards For Slotted Posts - Light Weight</b>						
FPGBP150LW Plain	1830x150x45	6"	48.31	40	20.7	840
FPGBP305LW-SD Plain	1830x305x45	12"	22.60	20	44.3	900
FPGBR150LW Recessed	1830x150x45	6"	50.96	40	19.6	800
FPGBR305LW Recessed	1830x305x45	12"	30.77	20	32.5	665
FPGBRF305WCLW Rock Faced	1830x305x45	12"	23.67	20	42.3	860
FPGBRF305WCLWHP Rock Faced HP	1830x305x45	12"	24.81	16	40.3	660
<b>Recessed Posts - Light Weight</b>						
FPARP250LW	2515	8' 3"	18.75	18	53.3	980
<b>Morticed Posts - Light Weight</b>						
FPMOR240LW	2440	8'	23.44	30	42.7	1300

NB: Individual product weights and pack weights may slightly vary from published data due to bulk density changes in aggregates used in production. Other light weight products are available. Please refer to our sales office for further information.